

Name: _____
Grade: _____

Gravity and Orbits

Pre-lab

1. In the picture below, draw how you think Earth moves.



2. Draw a picture using arrows to show what you think the forces might be on the Earth and the Sun. You can draw a longer arrow to represent a big force, and a shorter arrow to represent a small force.

3. Draw a picture of how you think the Earth would move if these forces were not there.



Name: _____
 Grade: _____


Gravity and Orbits

Learning Objectives- Students will be able to:

- Draw motion of planets, Moons and satellites.
- Draw diagrams to show how gravity is the force that controls the motion of our solar system.
- Identify the variables that affect the strength of the gravity.
- Predict how motion would change if gravity was stronger or weaker.

Part 1: Understanding motion

- 1) Open the **Gravity and Orbits** simulation. Take 5 minutes to **explore** how the Earth, Moon, and the Space Station move. Talk about what you find with your partner.



CLASS DISCUSSION: What controls have you found?

- 2) Compare the motion of the **Earth moving around the Sun** with the **Moon moving around the Earth**. If you and your partner each have a computer: Try choosing a different view on each computer for this question.


Earth moves around the Sun Your Picture	Moon moves around the Earth Your Picture
Your Description	Your Description
What are some things you find that are the same about these motions?	
What are some things you find that are different about these motions?	

Part 2: Understanding Gravity


3) For the Sun and Earth system:

- a. **Draw** the path of the Earth with **Gravity ON** and **Gravity OFF**

GRAVITY ON



GRAVITY OFF




- b. **Why** do you think gravity is important?


4) **Explore** the simulation to find out how you can change the force of gravity and observe what happens.

CLASS DISCUSSION: Share what you found with the class.

- 5) **Draw** the Sun's gravitational pull on the Earth



- Draw** the Earth's gravitational pull on the Sun



CLASS DISCUSSION: Why do you think the Earth moves, but the Sun does not move?

- 6) Return to your pictures in Questions 2 and add arrows to **show the force of gravity**. Label them with "Gravity Force".

7) **Play** with the sim to find ways to change the length of the blue gravity force arrows. Collect your results in the table below.

a) Fill in an **ACTION** below and **write** whether or not the gravitational force increases or decreases.


ACTION	Gravity Force Increases	Gravity Force Decreases
Put star and planet closer together		

b) What can affect the strength of gravitational force? What can you conclude from the results in your table?


8) Comparisons:

a) **Compare** these two cases:

CASE 1



CASE 2

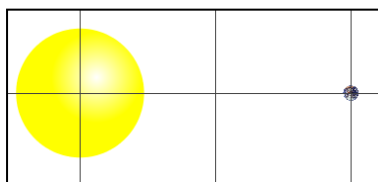


What was changed between Case 1 and Case 2?

Draw the force of gravity on the Earth in each case.

b) **Compare** these two cases:

CASE 1



CASE 2



What was changed between Case 1 and Case 2?

Draw the force of gravity on the Earth in each case.

Part 3: Gravity and Motion

9) Fill in the table to help describe what you find out.


How can you....	Explain what you changed	Draw the motion paths	What other changes do you notice?
...make the Moon go around the Earth in a bigger circle?			
...make the Earth take more time to go around the Sun?			
...make the Earth take less time to go around the Sun?			

THIS PAGE IS BLANK

Name: _____
Grade: _____

Post-Lab

1. In the picture below, draw how you think the Earth and the Moon move.




2. On the picture above, show the gravity forces on the Earth, Sun and the Moon.

3. Fill in the following table with your predictions and a drawing of each case.

Predict what would happen to the gravity force if you...	Gravity Increases, Decreases or Stays the Same?	Your Drawing
...increase the size of the Star		
...move the star and the planet away from each other		
...decrease the size of the Planet		
...move the Star and Planet closer to each other		

4. Show in the picture below how you think the Earth and Moon would move if there were no gravity forces at all.



Explain why you think the Earth and Moon would move in this way.

5. Tell us what you think about the activity:

a. How **useful for your learning** was this science activity, compared to other science class activities? (circle)

More useful

About the same

Less useful

b. How **enjoyable** was this science class activity, compared to other science class activities? (circle)

More enjoyable

About the same

Less enjoyable

c. Why did you or did you not find it useful or enjoyable?